

# The Visiting Student Learning Opportunities™ (VSLO®) Program by the Numbers

ACADEMIC YEAR 2023-24



Visiting Student Learning Opportunities™

## Students had various goals for pursuing away rotations:

Secure a letter of recommendation.

Consider a specialty not offered at their Home institution.



Explore a residency program.



Meet specialty or degree requirements.



Explore a specialty other than their intended specialty.

The Visiting Student Learning Opportunities™ (VSLO®) platform has broad usership. Students can search for away rotation opportunities that are a match by specialty, timing, geography, and Host location.



**331**

Home institutions\*



**364**

Host institutions\*



**27,668**

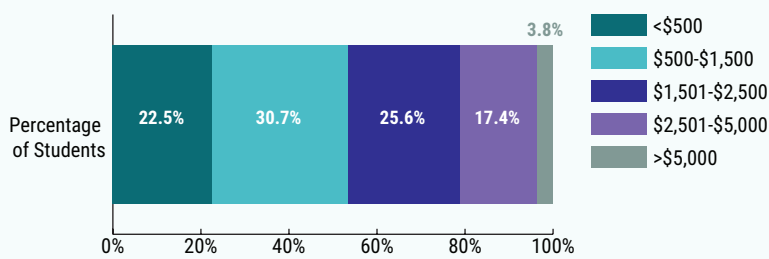
Learners\*

\*Includes both U.S. and global counts.

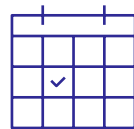


The cost of an away rotation depends on many variables. Traveling to the rotation, short-term housing costs, and application/tuition costs are the expenses students mentioned most frequently.

### STUDENT OUT-OF-POCKET AWAY ROTATION EXPENSES

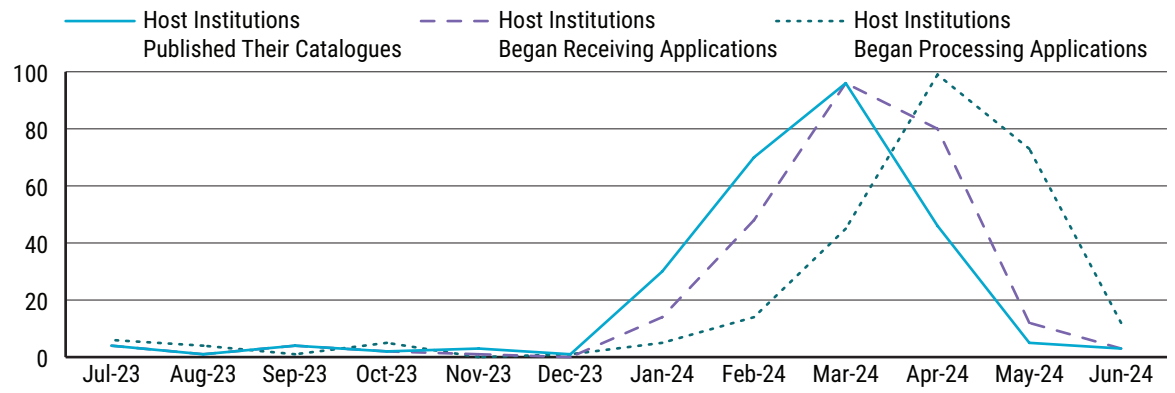


These data are from the VSLO Student Post-rotation Survey (Academic Year 2022-23).

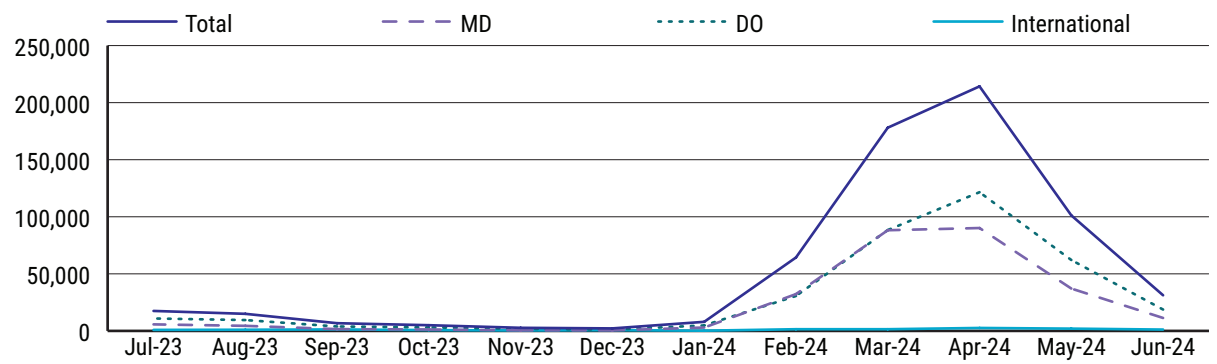


Because students' rotation schedules are driven by their individual and medical school calendars and curriculum, there is no overarching official calendar for when students complete an away rotation. To accommodate our learners and programs, the VSLO platform is open all year.

### HOST INSTITUTION ACTIVITY IN ACADEMIC YEAR 2023-24



### APPLICATION ACTIVITY BY STUDENT TYPE IN ACADEMIC YEAR 2023-24



The schedules on which Host institutions review applications and send student offers vary. Hosts are encouraged to provide offers to students at least 30 days prior to the start of a rotation.

### AVERAGE TIME BETWEEN SUBMITTING AN APPLICATION AND ATTENDING A ROTATION



VSLO Host institutions offered rotations in 142 different specialty and subspecialty areas. A total of 15,624 unique electives (and to better match students' schedules, many more alternative date options for each of these specialty rotations) were available through the VSLO program in the 2023-24 academic year. Below is information about the specialties with the highest volume of VSLO unique and alternative date applications.

### SPECIALTY AWAY ROTATIONS WITH THE HIGHEST VOLUME OF VSLO UNIQUE AND ALTERNATIVE DATE APPLICATIONS

Specialty	Unique Electives Available*	Total Offers Made	Offers Accepted
Internal Medicine	2,597	2,980	1,638
Obstetrics and Gynecology	969	1,137	706
Anesthesiology	490	1,341	497
Pediatrics	2,377	1,851	1,123
Surgery-General	1,428	1,652	972
Psychiatry	928	1,093	520
Emergency Medicine	809	3,335	1,744
Orthopaedic Surgery	464	1,519	1,257
Dermatology	298	855	624
Radiology-Diagnostic	647	1,115	606
Physical Medicine and Rehabilitation	284	665	375
Family Medicine	692	1,328	669
Neurology	476	678	389
Ophthalmology	299	619	403
Pathology-Anatomic and Clinical	523	1,151	573
Plastic Surgery	189	394	312
Otolaryngology	242	569	242
Urology	245	535	461
Neurological Surgery	225	429	309

\* The data do not reflect the additional alternative dates available for these unique electives.



Through the VSLO program, students have a high success rate in finding and attending away rotation opportunities.

### VSLO APPLICANTS AND ACCEPTANCES BY STUDENT TYPE

	Applicants	Average Number of Electives Applied to	Offers Made by Institutions	Offers Accepted by Students
MD Students	14,932	9	31,252	8,350
DO Students	11,358	12	29,015	8,559
International Students	1,378	6	684	164
Total	27,668	10	60,951	17,073

This VSLO graphic was created to assist students and their advisors as students develop their individual away rotation strategies.

As the VSLO program develops additional data products, we welcome your comments about what data would be most valuable to you or a future medical student. Please send your ideas to the [AAMC Support Center](#).

Association of American Medical Colleges